

Back ○ Flat Cable Connectors SEK

○ *har-mik®*

○ D-Sub

○ InduCom

● **Applications**

Product details

09 67 525 7615

D-Sub IP 67 PCB connector

Gender	Male connector, straight
Protection level	IP 67
Termination	turned solder cups
Number of contacts	25
Shell	tinned metal shell with dimples
Flange	Rear blind nut UNC 4-40
Performance level	S4 (0,76 •m Au min)
Insulation material	Thermoplastic, glass-fibre filled, UL 94-V0
Mounting frame	rear plastic mounting plate
Frame material	Thermoplastic, glass-fibre filled, UL 94-V0
Sealing ring	Silicone, glued on frame
RoHS compliant	Yes

Inquiry

Available Downloads

Title	Format	
Data sheet	PDF	download

5

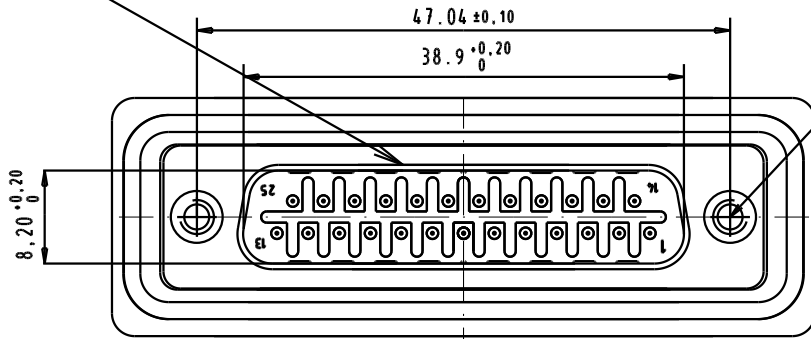
4

3

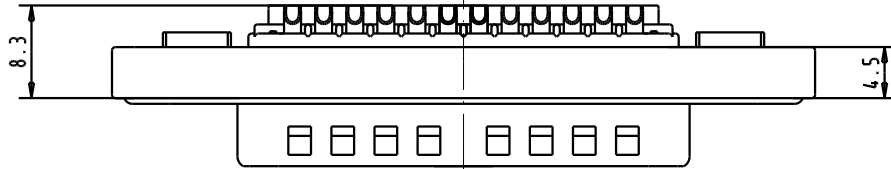
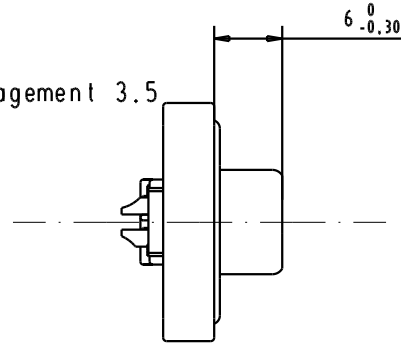
2

1

Mating face according to : MIL-C-24308 / DIN 41652 / CECC 75.01-802

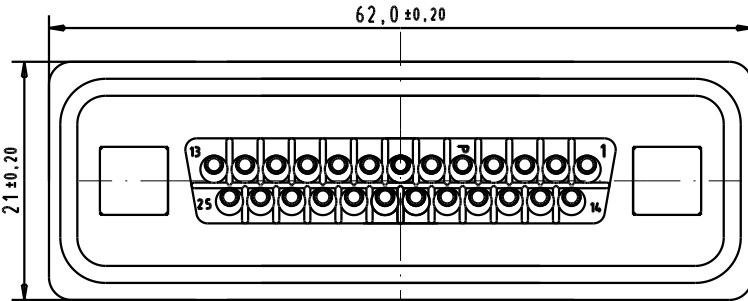


4-40 UNC -2B
length of engagement 3.5



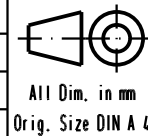
1) Protection standard IP 67 according to IEC 529 / DIN 40050.

2) cable: AWG 20 max



09 67 525 7615 Au plating 0,76 µm mini

	Dat.	Name
Detail.	03/02/04	S.H.
Insp.		
Stand.		



D-SUB IP67 male 25 Poles
straight solder cup with
4-40 UNC nut plastic frame

Maßstab/
Scale

HARTING ELEKTRONIK
F-95972 Paris



TB 09 67 525 7615

Blatt/ Page

Part Number

Performance Level

31587	03/02/04	S.H.
Mod.	Dat.	Name

Sub.

D

C

B

A